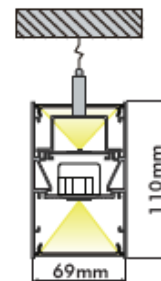


LINO D Up/Down



SVL Lighting

TECHNICAL SPECIFICATIONS



OSRAM

IP40

- Architecturally designed up/down LED linear light (69mm x 110mm)
- OSRAM LED Board and DRIVER
- Custom made Up light colour
- The interlocking latch / pin system and continuous diffuser, give a Powder coat seamless finish
- Screwless interlocking end caps
- Reflector and diffuser are designed to provide even light distribution
- Suspension kit provided
- Applications: hospitality, commercial, retail and residential

Model: Suspended Up/Down LED Linear

Dimensions: 69mm (W) x 110mm (H)

Power: Up & Down 36w/lm or custom made

Lumens 122 LM/W

Colour Temp: 3000K/4000K

Finish Colour: White/Black/Silver
Custom Powder Coat

CRI: >90

Power Factor: >0.95


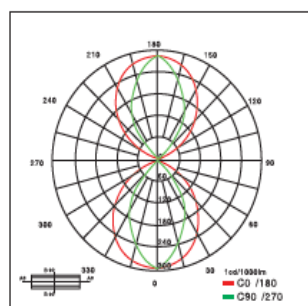
Accessories: EMERGENCY Kit, Sensors, Joints

Dimmable: Trailing edge, 1-10V, DALI
Tuneable White

Life 122 LM/W

Order Code	Wattage	Length	Colour Temp	Trim color
LIND723W	2x36W	1160mm	3000K	W
LIND1084B	2x54W	1700mm	4000K	B
LIND1443S	2x72W	2254mm	3000K	S

- Please contact our sales team for specific requirements and all other item codes



* IES Files are available on request